

the Conjure

BY LALA INUTI AHARI

**INSTRUCTIONS ON
CONTROLLING YOUR
OWN REALITY**

the Conjure

BY LALA INUTI AHARI

GOOD FORTUNE

theConjure.com

the Conjure

The Conjure

BY LALA INUTI AHARI



Congratulations

on believing in your talent to take control of your life. It is my pleasure to share my experience and teach this system, along with my special methods to you. Whether you have purchased my Conjure candle or are a fan of my Spelled collection, remember you are the driver, the intent and the maker of your own desires. Always vibrate on the level of what you desire the most. Enjoy the journey of your new beginning, it is a honor for me to be a part of it. Ase!

~ Lala ~

Table of CONTENTS


READ THIS FIRST	05
Spelled Candle instructions	06
Read before burning Deadly Attraction	07
Lala's Tips	09
Chants for Spelled candles	10
Eriss Body Souffle Note	13
Conjure Candle Instructions	17
Disposal & Last Step	21
Planetary Days, Seals & Verses	22
A few Conjure Candle Tips	23
FAQ	24
Vodou & LWA	27
Legba	29
Erzulie Feda	31
Damballah Wedo	33
Conjure Academy	35

PLEASE ***STOP*** READ BEFORE CONTINUING

NEVER light all candles all at once. The only candle that can be lit with other candles is Ahari and the 5th of Mercury. Always wait at least 3 days or when you see movement (results starting to appear) after burning one candle to burn another.

- If you have Un-hex, Halo, or Crossroads in your order or bundle, you will burn these candles first as they remove blockages and open the doors for your other work to manifest. (Use in that order if you have all 3).
- There are multiple collections with different sets of directions to follow in this book. Make sure you are following the correct directions for the candles you have. The title of the collection is listed in chapters. **If you purchased your candle in a bundle, you will still use the correct collection for the individual candle when you burn it.
- Some of your candles came with stones and bracelets, wear them. If it breaks or you lose it, it does not affect the spell or results.
- If your candle came with an oil, you can wear the oil (it contains the spell). Or you can use the oil to anoint other items, candles, stones, jewelry, etc.
- The recommended time to burn all candles is at least 6 hours. You can burn them longer for stronger results. If you cannot burn for 6 hours it is ok, and you can relight when you can.
- It is not unusual to start feeling the energy or start receiving results without burning the candle. The spells are strong and your energy, eggun, or spiritual team has already connected to it.
- Most candles can be re-used. When doing so use, snuff, then re-use until complete.
- If you have Eriss Body Souffle in your order or bundle. It can be worn daily. When applying it is not necessary to chant over it, but it will help you focus in on what you're aiming for. Chant what you desire to manifest.
- The only order of use I provide with a bundle is Lovers Return (see FAQ), due to the strategy needed. All other bundles do not have an order of use.
- Use you own discretion for your own children present. I personally keep all children away from my work since children are naturally empathic.
- All candles in my spelled collection can be burned any day, and do not have a specific day to be burned. They are heavily spelled and ready to work whenever you light them (or sooner).
- My spelled collection is straight Hoodoo. It is completely normal to have a big burn at the end. If you are uncomfortable with this, use something safe to smother it.
- When using photos of your target, keep the photo to just them. Remember you are present and do not need a picture. If your target is in the picture with someone else remove them.

SPELLED CANDLES BY LALA



- Spelled candles have herbs and/or glitter
- Come already heavily spelled.
- Do not have a specific day to burn
- Will come alone, or with an oil, bracelet and stone.
- The method of conjure for this work is called Hoodoo
- You do not need frankincense or a Seal of God with any Spelled candle
- This chapter covers directions for ALL spelled candles.

SPELLED CANDLES BY LALA:

SPELLED CANDLES DO NOT HAVE SEALS/SIGILS ON THEM

Cleanse, cleanse, and cleanse your space and your hands. You can do this with a quick sage smudge, spray of Florida water, and also by praying all negativity away. Also, make sure the space you plan to set up is clean and there is enough room to SAFELY work and burn a candle.

NOTE: FOR DEADLY ATTRACTION ONLY –

YOU are the main target. The spell is to attract love, and desire **to you only**. You do not need to use your picture. **DO NOT** use your lovers' picture, or it will draw it to only them. If you are trying to attract a lover or certain person chant their name (John will desire me, John will come to me, etc), but NEVER use their picture under the candle. If you are already together with your lover, you don't need their picture at all, it will already start to draw the closet person attracted to you already. Skip to step 4.

PREPARATION FOR ALL SPELLED CANDLES

*****Burn one at a time***If you have Un-Hex or Halo or Crossroads burn first*****

1. Take the photo of the target (person you are using the candle on or for) and write on the back of the photo their name, birthday and location if you have it. **If you are the (only) target this is not necessary because you will be present** (this means any spells you are doing on yourself i.e. deadly attraction, good fortune, etc. you don't need a picture, skip this step). If you have any personal belongings for your target, such as hair, bodily fluids, underwear, etc. you can use them to make the spell stronger. (see below for more)

2. **Optional** - Write the targets name and birthday on the side of the candle with a marker. If you don't have the birthday it is ok **(don't guess)**. **Never do this with Deadly Attraction.**

3. Place the spelled candle on top of the picture.

SIDE NOTE for jar use

If using larger personal items, it is best to use a jar to place them in and place the candle on top of the lid of the closed jar (you can also put pictures, other herbs and oils inside the jar if you choose). A jar is not necessary, and neither are personal items, you can only use a picture if that is all you have. If you do not have a picture, the spell can still work, just chant the name. If you choose to burn the candle on top of the jar. Never open the jar after the spell is complete.

Always watch the flame and temperature of the candle because it can crack the jar if it gets too hot. **If you need to use the candle on multiple people, you can also use a jar for that. You will put all your targets pictures in the jar, along with personal items (if you have them). Close the jar and place the candle on top of the jar. Tip: it is also better to speak into the jar your intentions or affirmations prior to closing the lid. The energy from your words will enhance the spell in the jar. Keep it simple, short and repeat at least 3 times.**

4. After all preparation has been completed, light the spelled candle.

5. Speak your intention in a chant, multiple times. During this chant you can use a sage stick or Palo Santos stick to circle smoke around it as you chant. (See tips and chant section for examples). Repeat repeat repeat as you chant to the flame.

SIDE TIP: NEVER ask, pray, wish, or hope over a spelled candle. Speak with dominion. **"You will, this will, I will"**

Examples: "Money is flowing to me now", "John Doe desires me, John Doe is calling me now"

6. Do this for bout 3-4 minutes, repeating it is key. NOTE: Getting light headed during the chant is normal, you are feeling and possibly sensitive to the energy of the spell. It is also normal to feel like you're in a trance as you chant.

7. The candle is already spelled with my work, so you really don't have to do much but tailor it to your own need by speaking it. Repeating it is key!

NOTE: Let the candle burn until it goes out, or at least 6 hours. The longer spelled candles burn past this time the better the energy. If you cannot let it burn 6 hours, re-light it when you can. If someone blows it out, re-light and chant.

CAUTION: Please use caution when leaving candles burning, especially unattended. **Be cautious of the herbs catching fire as the candle wax is nearing the bottom. Make sure the candle is placed on a fire safe (metal not glass) plate and use the tin top (or something safe) to smother it if the herbs are burning out of control. It is completely normal for the herbs to catch fire inside the candle. Please use your own judgement on if your environment is safe enough to withstand it. The fire will cease on its own and eventually go out. If this makes you uncomfortable or appears to be too much, smother the candle with something safe. DO NOT attempt to blow it out. If the candle cracks from the heat, it will not affect the spell. It just means the fire was too hot for the glass.** By this time, it will not affect the spell.

8. Dispose by burying the candle remain, pictures and personal item in your front yard (if your work is for something to come to you like money or a lover). If you can't do that, disposing it is perfectly fine away from your house, or in a body of water with the current moving away from you. **NEVER bury baneful hexing or cursing remains on your own land. Remove it from your home immediately after. Then cleanse your space with the Un-Hex candle, sage, Florida water, or whatever you choose but definitely CLEANSE AFTER HEX or the 4th PENTACLE OF SATURN.**

9. Oil comes with Deadly Attraction and Good Fortune ONLY. This is strongly spelled oil also. Wear the oil on the body as needed. Deadly attraction oil is excellent on pressure points and amazing when rubbed between the thighs right before the heat of the moment. Good Fortune oil is best rubbed on the feet. All oils are for external use only and should never be ingested.

HOODOO TIPS:

- When using personal items, it is best to use a jar. Write your targets name on the jar, and out the personal items in the jar along with pictures, etc. Speak their name in the jar then close the lid. Jars are best when buried afterwards.
- Remember to aim for you desire in order and reason. For example, don't do obsession on someone who is upset with you. Instead analyze the situation and try to understand what your situation needs "first". It could be healing or sweetening if they are upset.
- ALWAYS burn your candles separate. They are individual spells and conjures. Do not conjure multiple candles at the same time. Use conjure candles on their day for best results. If you have 2 candles for the same planet, you can use them both for that day only.
- **When using obsession** – chant for your target to be obsessed with something, (not just about you). I.e. John is obsessed with touching me, you are obsessed with desire for me, etc.
- **When using Hex** – USE IMMEDIATELY. Also remember this candle is about ruin. It is very important to cleanse yourself, and space afterwards. Never use a picture with others in it. **Always ONLY use a picture of the target, with ONLY the target in it. Never bury work from Hex on your property. Dispose it immediately after burning, off your property and away from your home/land. You can also toss it or bury it on your target's property. When chanting, ALWAYS use the targets name, never chant something open. Example: Never say "everything will be ruined". That leaves the energy open and it will place itself on you since you are creating it. Instead say "Jill your life is ruined, or John will lose his job".**
- **When using Halo** – This candle is meant to automatically start removing negativity once its lit. It's possible it may even start once it's in your presence. Your chant for Halo, would be to remove all evil entities and negativity from your home, heart, mind, body, and soul. When using Un-HEX, you will speak to remove all forms of sorcery from yourself or your target.
- **Rekindle** – Is to be used with a photo of you both. If you do not have one, use your names on a sheet of paper along with your birthdays. Remember every situation is different, and you may need to consider, healing, or sweetening prior to before using rekindle.

CHANTS TO SPELLED CANDLES —

will be what you desire without asking, wishing or hoping. Never speak what you do not want. For example, never say “You are not angry, you are not mad at me” or “You are not sick”, “You are not broke” These are all going to bring what you are speaking to you (unless using Halo or Un-hex, when you’re speaking what you don’t want away). Instead of saying you are not sick, say you are healthy. Never speak what you do not want. Only positive chants with dominion.

*****THESE ARE ONLY EXAMPLES – YOUR SITUATION NEEDS YOUR OWN EVALUATION*****

Deadly Attraction – All men/women desire me, love is flowing to me; all desire me; Love is flowing from the past, present and future now; I attract sexual desire.

Good Fortune – Money is flowing to me now; money flows to me easily; money grow money flow; abundance is flowing to me; prosperity is mine now.

Halo – Remove all negativity from my mind, heart, body and soul; remove all evil, remove all entities causing harmful blockages. (You can use these words because of the kind of spell used on this candle. It will already start doing it once its in your presence, but your chant will make it stronger).

Obsession - ____ is obsessed with touching me; ____ is obsessed with loving me, kissing me. ____ is obsessed with being around me, calling me.

Domination - __(targets name)___you will ____.

Sweetening - As sweet as this honey you will be sweet to me (if placing it on yourself), or for a target; “You are sweet as honey to me, you are kind, you are affectionate” If they are upset, “You are calm, you are sweet as honey to me”.

Loyalty - __(targets name)___you are loyal to me, you believe only me, you will stay with only me.

Healing – Heal my heart, mind, body, and soul from what no longer serves my highest good.

Rekindle – Return the love that once was; rekindle the passion; ____ Loves me, desires, me, needs me, wants me.

Mars – I am protected from all harm, no bad intentions allowed. If the protection is against something specific like your job, then you will chant for the protection of that.

NOTE: If you notice people not coming all the way in your home, leaving quickly or not coming at all, it is the protection working actively. These people more than likely had negative energy attached (at the time) or bad intentions, and the spell cloaked over your home is making them uncomfortable so they leave or the spell will prevent them from coming in at all. Let it, there is a strong spell over Mars to protect you, and remember spirit knows best.

Power – This will vary since power is used for success of many things. For a standard chant use; I am successful in all I desire, I am prosperous, I have the victory in all I pursue.

Un-Hex – Remove all evil sorcery; remove all sorcery placed against me; remove all generational curses; remove all binding or forms of magic immediately. (Like Halo, this candle is spelled specifically to remove magic, so the energy of it will already start happening prior to lighting.

*****NEVER use un-hex, after other spellwork or candles you have conjured or burned. It will remove it*****

Ahari – This candle is all about becoming a walking God. It will bring your desires and very fast, so watch your thoughts and fears when using this candle. Ahari will also enhance any other spell and is the only spelled candle that can be burned at the same time of another candle for extra power. An example chant will be exactly what you desire (i.e I will be approved for the house) OR you can chant a general chant to cover it all "All that I desire shall manifest quickly before me, and come to me swiftly".

Crossroads – This candle is to open all doors, especially the doors to the spiritual realm to allow spiritual intervention where it may be blocked. Crossroads, works fast to open doors to opportunities and can be used as a blockbuster to remove blockages for other magic to manifest. Sometimes there are spiritual blockages, preventing intervention for change in this realm. Crossroads opens those doors allowing spirit to come thru and remove major obstacles, along with opening doors. An example chant "All doors are open from all realms, as this energy flows, my opportunities grow" You can personalize this based on whatever obstacles you are facing.

Truth – This candle will reveal to you what you ask it to. It is not going to candy coat it, so make sure you are ready to hear the truth. The chant for this will be specific to your situation. For example, "Reveal to me the truth about John Doe's intentions for me". If you want to use Truth more general, you can chant "Reveal to me the unknown" It works better if spirit knows what you want the truth about, keep that in mind. If you are trying to get the truth between a 2 or more people, the one in question would be the target. For example, if you wanted John to tell Jane the truth, John would be the target and his picture would be used. An example chant would be "John, tell Jane the truth about _____. You will still need to be specific.

Addiction – This candle can be used two ways, on yourself or another person (target). It removes the suffering of the addiction and can turn you against what you're addicted to. This chant HAS to be specific to the addiction. The first part of your chant will remove all suffering, the 2nd part will turn you/target away from the addiction. This is an example "Break all ties, remove all thirst, banish all desires to _____, I/target is and will always be disgusted by the smell, taste, feeling and thoughts of _____". Remember the mental control is just as important as removing the suffering. I can take away the misery but what will be left is a mental decision to still make regarding the addiction. We cannot control that decision (because of too much free will, and will power), you can only control what happens when/if they make the choice. i.e turn them off by it.

Court – This candle is VERY good to get charges dismissed. It is spelled to cater mostly to criminal court but is highly successful in bringing victory in any court/legal action. For the chant you speak, what you want. I have seen this candle do EXACTLY what was asked. Place the candle on the court docs, or anything that represents it. Chant "All charges are dismissed" or "The victory in this case will be decided in my favor". Because legal action is broad, be specific, short, and direct

Intense Promo candles - This is a candle combination with two candles from my spelled collection. The energy from both candles is present regardless of which level of the candle is burning. Depending on which Intense candle you have you can chant from both candles. There is not an "Intense candle chant". You will use the chants needed from the candles combined.



ERISS BODY SOUFLE “WEAR YOUR SPELL”

Eriss is designed for you to wear your spell, by rubbing it on your body. More than one Eriss can be used at once. In any level of sourcery it is always best to chant. When applying Eriss you do not have to, but I recommend a quick chant. Those chants can be found in the chant section, since the Eriss spells mirror my spelled collection. The only Eriss I recommend for children is Aura, Peace, and Guardian. Eriss Lust can be worn the same way Deadly Attraction oil is worn. Wearing Eriss is the easiest way to use my spells.

CONJURE CANDLE COLLECTION



6th Pentacle of Mars

- You have a Conjure candle if your candle has a seal.
- It will come with Frankincense, Charcoal, and a Seal of God to sit in
- It will NOT have herbs in it.
- These are not spelled by Lala, it is an ancient Solomonic magic, taught by Lala
- The Seals have spirits attached to them and these spirits have different talents

There is no need to chant, you will speak directly to the spirits conjured.

A QUICK HISTORY ON SOLOMONIC MAGIC.

Solomonic seals is used in a system of ceremonial magic for summoning and communicating with (or commanding) spirits to do as you wish. These seals are called Pentacles, and are the main ingredient used to summon and command hordes of spirits to do your bidding, there is no focus on any one particular spirit. Each seal correlates to a specific set of spirits that specialize in a certain task. Using the seal to conjure these spirits, controls them and they will do as you wish. There is nothing to fear, you are the one in control. By calling on them you will conjure your own desire. Make sure to stay reasonable, and keep your petition or desire short and to the point. In my experience, it has given me a way to tailor my candle work. As a professional conjurer I work with many other forms of magic, seals and spirits. However, when faced with a difficult situation I found that combining the seals for different task, helped tremendously in my work and personal life as long as the respected days to conjure are followed.

IN YOUR CONJURE CANDLE PACKAGE

The Conjure Candle & Seal -

Each seal belongs to a planet (plane), and each plane controls a day of the week and is associated with a specific color. Using the seal on the day the planet rules, along with their desired colored candle is important to your results. Each candle comes with the seal already placed on the candle. Both the wax and the seal are the corresponding color for the spirit of that planet. See the graph at the end of this booklet to see the days for each planet, along with their corresponding color and metal you can offer. Feel free to add additional candles for your planet, just make sure they are the same color. For Mercury (multi-colored) you can use any color or multiple colored candles if you choose to add them.

The Circle of God -

Using the circle of the relative God also ensures the compliance of the spirits to do as you wish. You will use the name of these Gods to call on these spirits. It will be in the name of these Gods they will also obey.

1. El Shadai -

It is God as "El" who helps, and it is God as "Shaddai" who abundantly blesses with all blessings.

3. Elohim Gibor -

which is Hebrew for 'Heavenly Warrior' or The God of Battles

3. Elohim Tzaaboath (E-low-heem Zah-both) -

God of host and Mercy

FRANKINCENSE -

Many centuries old, it was even burned during the offering ceremonies to the deities.

Frankincense resin is to be burned on charcoal to increase the power of conjuring spirits. It is also used as an offering to spirits. When using elemental magic, it can be used as the element of air. This is a very important part of conjuring spiritual assistance.

CONJURED CANDLES

INSTRUCTIONS:

STEP 1:

Cleanse, cleanse, and cleanse your space and your hands. You can do this with a quick sage smudge, spray of Florida water, and by praying all negativity away. Also, make sure the space you plan to set up is clean and there is enough room to work and burn a candle.

STEP 1: PREPARATION:

YOU WILL NEED:

- ✓ A safe place to burn candles for a long period of time
- ✓ Lighter
- ✓ Clean glass of water
- ✓ Incense burner or safe burner for charcoal
- ✓ Extra candles corresponding with your planets color (optional)
- ✓ The offering associated with your planet (optional but recommended)

1. Take the photo of that target and write on the back of the photo their name and birthday and location if you have it. If you are the target this isn't necessary because you will be conjuring for yourself and you will be present.
2. Take the seal of God and cut the excess paper off from it, creating a perfect circle. ***Be sure not to cut anywhere near the circle or break it.**Note if it is already cut into a circle in your package, skip this step.
3. Light the Charcoal tablet and place it in an incense burner or fire safe tin or metal plate. It will have small sparks and get extremely hot very fast. Use tongs and safety pre-caution when needed.
4. Place the circle of God, included in your kit in front of you. Inside the circle place the picture of the target, directly in the center.

5. Place your conjured candle on top of the picture. If you have any personal belongings to your target, such as hair, or something small enough to fit inside the circle you can place them inside (around the outside of the candle but still inside the circle). You can also use a jar and place the candle on top of the closed jar.
6. Place a glass of water (as an offering) next to (not inside) the circle of God.
7. If you are offering a metal to the spirits of your planets, place it around the candle inside the seal. (see the table at the end of the booklet for what to offer).
8. If you choose to add additional candles (make sure they are the same color), you can put them around the candle inside or outside the circle of God if you don't have room inside.

NOTE:

If you are using undergarments of the targets that cannot fit in the circle, cut out the crotch only and use that. You only need the essence of the target, not the entire garment. If you are the target, remember no personal items are necessary (because you are present).

9. Place the frankincense resin on top of the charcoal tab you lit. You only need a couple chunks at a time. It will begin to smoke in a few seconds. Note: You will keep the incense burning throughout your conjure but can let it burn out after you dismiss.
10. Light your conjure candle.

INCANTATION NOTE:

Every day of the week and every hour of the day is rule by a specific planet. **It is best to give respect to the spirits of those planets if you are not conjuring within their hour or their day.**

FOR EXAMPLE: Money work is best used with the spirits of Jupiter, their day is Thursday. If you are conjuring on a Monday instead, you will need to pay respect to the spirits of the Moon (because they rule Monday) before you conjure the spirits of Jupiter. It is just a quick duty of respect and acknowledgment to the ruler of that day prior to your conjuring. See table for the days ruled. Remember: You do indeed rule over the spirits, because you are a true living being AND because you hold their seal...they will do as you wish and quickly if conjured correctly.

INCANTATION FOR CONJURE CANDLES (ONLY):

1. First (if you are not conjuring on the planets day only) pay your respect to the spirits of the planet of that day. If you do not know what to say, you can say this. "I give full respect to all spirits for the planet____(name the planet that rules the day you are conjuring, see the table), for today is your day", or you can say it however you wish but make sure you pay your respect.
2. Next use the verse associated with the seal to activate it. (see table)
3. In this next step you can choose to invoke spirit or write out a petition to them. Or you can do both.
4. For a petition, make it detailed and brief (no love letters or unrealistic terms). You will write down what you are conjuring them to do for you. Paper does not make a difference here, so use what you have. You can place the petition under the candle with the picture (if it is for you only it will just be the petition). It is always good to speak something to the spirits also. If you do not want to do the incantation below (unrecommended), skip to step #11.

5. If you choose to properly invoke the spirits by calling on them (recommended), you will do this by saying:
"I _(your name)_____, in the name of ___(God on your circle)___invoke all spirits of the __(#)__ pentacle of ___(Planet)____. Come before me I have your seal, in the name of ___(God on your circle)___, give me what I desire." Writing it down on your own sheet of paper first will help you speak it properly, if you have never conjured before.
6. You will say this invocation 3 times
7. **OR** you can use any way of calling them that you choose if something else has worked better for you in the past.
8. After you have spoken the incantation, speak your intention. "I desire for you to immediately_____(YOUR INTENT)____. In the name of ___(God on your circle)___ you will fulfill what I have asked immediately, abundantly, it shall never reverse, fade or dissipate".
9. Give the details but make it brief. i.e. "I desire for you to bring me the job of my liking, to be offered this job, and to be gainfully employed by the employer". "I ask that you physically bring John Doe to me swiftly"
10. Speak with confidence, but with respect.
11. When you are done speaking to spirit, close the conjure, by saying "Thank you, I now dismiss all invoked spirits to thine own works in the name of ___(God on your circle)___"
12. Leave the candle burning at least 6 hours, then snuff it for use again later. Or leave it burning longer if you choose, it will not hurt the outcome.
13. You do not need to have the frankincense burning the entire the candle time is burning, just the time you are conjuring. However, leave the glass of water until your candle burns out OR until you snuff it out.

DISPOSING FOR CONJURE CANDLES AND SPELLED BY LALA CANDLES:

ONLY if your work is for something to come to you like money, peace, healing or a lover –

you can dispose by burying the candle remains, pictures and personal item in your front yard. If you can't do that, disposing it is perfectly fine away from your house, or in a body of water with the current moving away from you. NEVER bury baneful hexing or cursing on your own land. Remove it from your home, land and property immediately after. Wrap it in a black cloth or bag and toss it in the woods where a crossroad is located (4 way stop), a dumpster or trash (recommended for environmental reasons) away from your home. Always cleanse your space, body and home after all separation, ruin, or banishing work.

Last step for Conjure Candles AND Spelled by Lala Candles:

Forget about it! Do not stalk it, do not consistently look for it, just allow it to happen. Remember, energy moves best un-interrupted. Pay attention to the signs of spirit showing up for you. Remember things HAVE to happen, so movement can happen, so your results can manifest the best way for you. An entire chain of events may occur that may not seem relevant to the candle work, but could be happening for your results to take place. Know, that spirit sees the beginning and the end, they know more about your situation than you do. Therefore, they know the best way to fix it. You have now put your faith in them and the spell, allow it all to work, without worry, doubt, confusion, and anxiety. They do not want to delay your results, so do not put your fears/doubts in their path. Let them work.

Many Blessings
~ Lala ~

OFFERINGS, DAYS AND PLANETARY COLORS FOR CONJURE CANDLES ONLY

Pentacle:	Day of the Week:	Color	Metal offerings and examples
Saturn	Saturday	Black	Lead (pencil lead)
Jupiter	Thursday	Blue	Tin (old candle tin or top to candle)
Mars	Tuesday	Red	Iron (pyrite, cast iron, railroad spikes)
Sun	Sunday	Gold	Gold (Gold jewelry or glitter)
Venus	Friday	Green	Copper (penny prior to 1981) or copper wire
Mercury	Wednesday	Any/Multi-color	Mercury (Mercury light bulb, battery, or thermometer)
Moon	Monday	Silver	Silver (dimes, nickels, jewelry)

ACTIVATION AND SEAL FOR CONJURE CANDLES ONLY

Pentacle:	Versicle/Verse to activate the candle seal:	Seal of God to Use
1st Pentacle of Saturn	Psalm 72:9	Elohim Gibor
3rd Pentacle of Saturn	Call on Angels: Omeliel, Anachiel, Araughiah, Anazachia	Elohim Tzaaboath or El Shaddai
4th Pentacle of Saturn	Deuteronomy 6:4, Psalm 109:18	Elohim Gibor.
6th of Saturn	Pronounce your enemy's name and repeat 'Set thou a wicked one to be ruler over him and let Satan stand at his right hand' to cause the foe to be possessed by demons.	Elohim Gibor
1st Pentacle of Jupiter	Call on Angels: Netoniel, Devichiah, Tzedeqiah, Parasiel	El Shaddai
4th Pentacle of Jupiter	Psalm 112:3	El Shaddai
5th Pentacle of Jupiter	Ezekiel 1:1	El Shaddai
6th Pentacle of Mars	Psalm 37:15	Elohim Tzaaboath or El Shaddai
4th Pentacle of Mars	Psalm 110:5	Any of the 3 seals
2nd Pentacle of Mars	John 1:4	El Shaddai, Elohim Tzaaboath
3rd Pentacle of the Sun	Daniel 4:34	El Shaddai
4th Pentacle of the Sun	Psalm 13:3-4	El Shaddai
7th Pentacle of the Sun	Psalm 116:16-17	El Shaddai
5th Pentacle of the Sun	Psalm 91:11-12	El Shaddai
3rd Pentacle of Venus	Genesis 1:28	El Shaddai
4th Pentacle of Venus	Genesis 2:23-24	El Shaddai
5th Pentacle of Mercury	Psalm 24:7	El Shaddai
2nd Pentacle of Mercury	Call on the spirit "Böel and all spirits of the 2nd pentacle of Mercury"	El Shaddai, Elohim Tzaaboath
4th Pentacle of the Moon	Say: Let them be confounded who persecute me, and let me not be confounded; let them fear, and not I	El Shaddai, Elohim Tzaaboath

CONJURE CANDLE TIPS

• 4TH PENTACLE OF VENUS

When telling spirit who you choose to bring to you, make sure you are specific with their full name. Also make sure you tell them to "physically" bring your target.

• 4TH PENTACLE OF MARS

It's best to start off by saying "There is a war" then explain the dispute or argument, and tell the spirits to bring you the immediate victory.

• 5TH PENTACLE OF THE SUN

These spirits transport and quickly. When speaking to these spirits about obtaining a place to stay, house or apartment it's better to say "transport me to the home to reside, that I desire. Make it so I am approved and take full possession of the home I desire". It's better to say this instead of a specific home. This process takes 7-10 days usually.

• 6TH PENTACLE OF MARS

In any case where harm is possibly. "I am being harmed" or "protect me from _____ who chooses to harm me" Or you can revise that and replace whatever is being harmed i.e job, relationship, home, etc.

• 4TH PENTACLE OF SATURN

This candle brings ruin. However, cleansing is not necessary afterwards since you dismiss the spirits at the end of the Conjure. You do not need to dispose the candle until the wax is gone and can re-use it. Unlike Hex you have to remove immediately and cleanse. But YOU still DO NOT bury it on your property. Remove it once completely burned out.

REMEMBER

With Conjure candles you are speaking directly to spirit. Speak as if you're speaking to an actual person, they are listening.

- Don't get discouraged if you mess up and need to repeat something. You don't need to start all the way over.
- Make sure you always dismiss.
- If something happens where your flame goes out after you dismiss, just relight it. You conjure was completed once you dismissed, some you don't have to start over.
- Conjure candles are reusable, so you can keep it afterwards. When you red-light for another situation, you will need to re-conjure to let spirit know the details.

FAQ:

WHAT ORDER SHOULD I USE THE CANDLES IN?

The only reason I created an order of use, is to be spiritually strategic. Be strategic, but don't overthink it. The main orders I will always recommend is to cleanse first with Halo or Unhex and use a road opener when needed to open doors, then work your magic. Outside of this order and my recommended Lovers Return order of use, I do not have one for any other bundles or candle combinations. Everyone's situation is different and they may need a different approach. We all have a responsibility in magic to respect it, and understand it. So evaluate your own situation and you'll see what it needs first, 2nd, etc.

Lovers Return bundle – Sweetening should be used on you or your target first to calm any upset energy, and to help reignite their feelings, then Rekindle to bring out the love once there, 3rd is the 4th pentacle of Venus to bring your target to you, then obsession after you physically see your target. Deadly Attraction can be used when needed to continue drawing them back or to heat up sexual attraction. Remember, this is my strategy. Changing this up might work better for you once you evaluate.

- » It is always best to heal, cleanse and/or sweeten a situation first when it comes to love.
- » You will have to be completely honest with yourself about what your situation needs. Then work that first.
- » For money, business or success, I recommend Halo or Unhex first, then using a road opener (Crossroads, 5th pentacle of Mercury, Legba) to open doors, then use your money candle like good fortune or 4th/1st pentacles of Jupiter.
- » A thing to remember, is to always clear the path first. Remove blockages, open doors, etc...prior to any major work.

WHAT DOES THE FLAME TELL ME?

- » Your flame will more than likely be dancing, moving or sparking occasionally. This is normal and means the presence of spirit is working on your behalf.
- » If you keep seeing black smoke, there is too much negativity that is being worked though and a cleansing should have been done first. If it eventually burns clean, then it has been worked thru.
- » White smoke means there was no negativity present and the path is clear.
- » Black smoke could also mean build up on the wick, do get too caught up in the smoke.
- » If your candle goes out, this "spiritually" means it was not supported by spirit or your ancestors.
- » If you have a low flame (mostly normal in the beginning), this could mean the wax level is too high and the wick is drowning, or it could be that it is not favorable work. Remember, not everything is meant to be changed.
- » It is normal for wooden wicks to make crackling noises
- » Keep in mind that these are candles, so black smoke is not ALWAYS a bad sign, sometimes it could be carbon buildup, and you may need to clean the soot off the wooden wick.

I DID NOT HAVE A SEAL IN MY ORDER?

- » Make sure you have a Conjure candle. ONLY conjure candles (with seals on them) are to be used with the conjure instructions. If you have herbs in your candle, you DO NOT have a conjure candle, you have my spelled Hoodoo candle and should follow those directions only. The seals of GOD are placed under the candle in the shipping box. If your seal is truly missing, email to receive a pdf version you can print.

CAN THIS WORK EVER BE REMOVED?

- » Yes, if you feel like you no longer want the results or you made the mistake of putting the spell on the wrong person, you can use my Un-HEX spelled candle to remove all work done, and fully cleans yourself or others with it.

HOW SOON DO YOU SEE RESULTS?

- » This is not a cookie cutter question. I know I say this a lot, but every situation is different and will depend on several things. Money work is usually seen faster than love work (sometimes). Cleansings, Healings, Un-hex, are felt immediately or within 24 hours. Most spelled candles work almost immediately, however depending on the situation with a lover, results can happen same day or take 3-4 weeks. This also depends on the blockages in place, which is why I always recommend my Halo candle first and a road opener. In my experience if it takes longer than usual, spirit will give you a sign and let you know why it cannot get through. It will return the work back to you, so you are aware of what you need to do next. Pay attention to the signs. Hearing a person's name, dreams, familiar smells and songs, are all signs the spell is moving. For slow movement, I highly recommend Crossroads to open more doors and remove obstacles.

VODOU & THE LWA COLLECTION



QUICK HISTORY ON WEST AFRICAN/HAITIAN VOUDOU & THE LWA

Voudou is an African-based tradition of Haiti. It can be traced to the first Africans brought to Haiti in the sixteenth century. West Africans brought with them this belief and spiritual practice, including a belief in a supreme deity or divine power. In Haiti that deity is known as le Bon Diei (the Good God). A God that is withdrawn from human affairs, but under him were a number of greater and lesser deities called the LWA/LOA (pronounced “La-wah”). Besides the tradition of honoring these deities, there is, of course, the element of magic in Voudou. But it operates quite differently than outsiders (mostly western society and media) have usually presented it. Once one, trust and calls on the LWA spirits, they are blessed with divine favor and the spiritual assistance to face any dilemma. The very name Voudou translates to the word spirit. It is a beautiful and serious practice, to be used with patience and respect for its origin. Not to be appropriated, misunderstood, or condemned to be only evil. It can be life changing and a beautiful experience to those blessed by it. Enjoy and embrace this new conjure collection from The Conjure by Lala Inuti Ahari.

NOTE:


The LWA can agree to work with you and they can also deny it. An indication that your request was not granted is a flame that dies or will not stay lit. Evaluate your request and the way you have the altar before trying again. There could be something wrong with your setup and/or what you are petitioning. If it still dies, the LWA may be denying your request. A bright high long burning flame is an indication that spirit has favored your offering and request. **Unlike the Solomonik seals, the LWA are not bound by their veve (the seal like image on the candle, is more of a roadmap) and the LWA will not be commanded. Instead they enjoy being honored in exchange for their intervention.**

LEGBA

****Light on a Monday or Saturday**** Also known as Papa Legba, is a spirit who acts as the guardian between the living and the spirit world, including other LWA spirits. He is the first spirit to call on in the tradition of Voodoo. To gain access to the spirit world, one must first petition Legba for permission. It is also through Legba all doors will open. If you're facing job loss, lack of opportunity, or feel like your back is against the wall in life, Legba can clear your path. He is a gatekeeper of the crossroads and the spirit realm, so he can also give you access to your ancestors and other spirits. He is a benevolent Rada spirit with compassion and a tricky sense of humor, but can be a game changer in your life. Legba can be used prior to any other conjure candle.

SUGGESTED/OPTIONAL OFFERINGS

- » Colors red and black
- » Water Rum
- » Walking cane
- » Incense (included in your bag)
- » Candy 3 Pennies
- » Coffee (included in your bag)
- » Cigar or tobacco
- » Straw hat
- » Keys
- » Toys



INSTRUCTIONS

YOU WILL NEED:

- ✓ A safe CLEAN place to burn candles for a long period of time
- ✓ Lighter
- ✓ Clean glass of water
- ✓ Incense burner or safe burner for charcoal Extra candles corresponding with your spirits color (optional)
- ✓ The offering (optional but recommended)
- ✓ Make sure your placement is on a clean secluded space, away from other photos and items. The space should be separate from all other altars and spiritual work.

PETITION

1. Write your petition, make it detailed and brief (no unrealistic terms). You will write down what you are asking for. Paper does not make a difference, so use what you have. You can place the petition under the candle. It is always good to speak something to the spirits also.
2. Light the Charcoal tablet and place it in an incense burner or fire safe tin or metal plate. It will have small sparks and get extremely hot very fast. Use tongs and safety pre-caution when needed.
3. Place the frankincense resin on top of the charcoal tab you lit. You only need a couple chunks at a time. It will begin to smoke in a few seconds. Note: You will keep the incense burning throughout your conjure (while you speak your petition).
4. Place your water and other offerings around the candle. The coffee included in your bag, is instant and can be made with a cup of hot water.
5. Light your candle. Speaking your petition is optional. If you decide to do so, call on Legba by saying "I invoke the LWA (pronounced "La-Wah) spirit of Legba to ___(speak your request)___.
6. There is no dismissal other than saying thank you. Try to keep the candle burning as long as possible, or at least 6 hours.
7. Discarding the candle once it is complete is not necessary. I recommend cleaning and keeping the glass container, this is ok since it carries Legba's veve (symbol) it can be used to keep an altar for him. If you do choose to discard it, safely put it at a crossroad. Keep the larger offering for later use. Smaller offerings can be placed in the glass jar and placed at a crossroad.

ERZULIE FREDA DAHOMEY

The LWA spirit of love. She can greatly influence your love life, as well as your family life. She is also the LWA spirit of beauty and femininity. Erzulie Freda can be petitioned for love, beauty, luxuries, or even guidance in all the above and home. She is very powerful in her love spells, but will not tolerate tearing apart of true love connections. She can defend your love against outsiders, with vengeance. Erzulie loves luxury so she can also help you achieve a wealthy suitor, and beautiful materials. She is the best spirit to call on for enhancing beauty. Her colors are pink and red. Her day to be honored is Fridays, but can be honored any day of the week.



SUGGESTED/OPTIONAL OFFERINGS

- | | | | |
|------------------------------|-----------------------------------|-----------------------------------|---------|
| » Colors pink and/or red | » Mirror – the fancier the better | » 3 rings | » Water |
| » Rose water | » Jewelry | » Rose quartz | |
| » Roses – pink, red or white | » Incense (included in your bag) | » Pastries, chocolate, pineapples | |
| » and cake | » Rose champagne | » | |

INSTRUCTIONS

YOU WILL NEED:

- ✓ A safe CLEAN place to burn candles for a long period of time
- ✓ Lighter
- ✓ Clean glass of water
- ✓ Incense burner or safe burner for charcoal
- ✓ Extra candles corresponding with your spirits color (optional)
- ✓ The offering (optional but recommended)
- ✓ Make sure your placement is on a clean secluded space, away from other photos and items. The space should be separate from all other altars and spiritual work.

PETITION

8. Write your petition, make it detailed and brief (no unrealistic terms). You will write down what you are asking for. Paper does not make a difference, so use what you have. You can place the petition under the candle. It is always good to speak something to the spirits also.

9. Light the Charcoal tablet and place it in an incense burner or fire safe tin or metal plate. It will have small sparks and get extremely hot very fast. Use tongs and safety pre-caution when needed.

10. Place the frankincense resin on top of the charcoal tab you lit. You only need a couple chunks at a time. It will begin to smoke in a few seconds. Note: You will keep the incense burning throughout your conjure (while you speak your petition).

11. Place your water and other offerings around the candle.

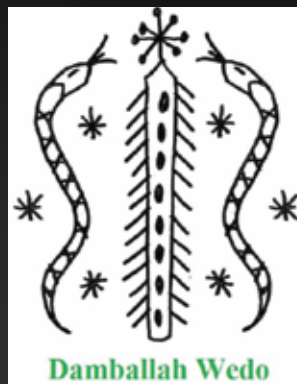
12. Light your candle. Speaking your petition is optional. If you decide to do so, call on Erzulie Freda by saying "I invoke the LWA (pronounced "La-Wah) spirit of Erzulie Freda Dahomey to ___(speak your request)___.

13. There is no dismissal other than saying thank you. Try to keep the candle burning as long as possible, or at least 6 hours.

14. Discarding the candle once it is complete is not necessary. I recommend cleaning and keeping the glass container, this is ok since it carries Erzulie Freda's veve (symbol) it can be used to keep an altar for her.

DAMBALLAH WEDO

Damballah Wedo is a great, wise LWA. He is called the Rainbow Serpent and has existed since the beginning of creation. He is known to be the Grandfather of all LWA. He is a pure spirit and although patient, he demands his respect as an upper level LWA. Damballah is mostly known as a healer but can also bring you what you desire in wealth, riches, healing, justice, and so much more. Let him know your plan and he will guide you right thru it. As long as you're willing to put in the hardwork, Damballah Wedo will bring you wealth beyond what you ask for...and imagined, and protect you on your journey. Working your way to the top and trying to stay there? Need healing, protection or justice? This LWA is like having an entire team of LWA on your side. He is wisdom in all things and can bless you in all things. He is royal and expects to be honored as such. Do NOT play loud music when lighting his altar.



His Veve is formed with 2 serpents. One serpent to represent Damballah and the other to represent his divine bride and LWA of fertility, healing, and marriage Ayida Wedo. Together they form the divine union that brings, life, wealth, prosperity, healing, protection, marriage, and more. You won't call on one without the other, their veve contains them both, and so do the blessings.

I urge you to call upon them. but not for instant results of the one thing you need (although sometimes granted). I recommend you develop a relationship with Damballah & Ayida and honor them on their day (Thursday). Let them guide you and be your light. The blessings they bestow on their devotees are unmatched. Especially to the kindhearted, patient, and hardworking.

SUGGESTED/OPTIONAL OFFERINGS

- » Colors: Green and White
- » His altar should be on WHITE (17x17 cloth provided)
- » White rice in a white bowl
- » White Flour with 2 raw white eggs on top (in a white bowl)
- » Water
- » Milk
- » White Rum
- » Jewelry
- » Clear quartz & sea/Cowrie shells (both provided)
- » White cakes
- » Money (green bills)
- » **NO LOUD MUSIC OR LOUD SMELLS while lighting his altar. Unless the songs are his and dedicated to him. YouTube has a few you can play for him while his altar is lit.**

INSTRUCTIONS

YOU WILL NEED:

- ✓ A safe CLEAN place to burn candles for a long period of time
- ✓ Lighter
- ✓ Clean glass of water Extra candles corresponding with your spirits color (optional)
- ✓ The offering (optional but HIGHLY recommended)
- ✓ Make sure your placement is in a clean secluded space, away from other photos and items. The space should be separate from all other altars and spiritual work.

PETITION –

A wish, desire or request for spirit to act on. Usually written on paper but can be spoken.

15. Write your petition, make it detailed and brief (no unrealistic terms). You will write down what you are asking for. Paper does not make a difference, so use what you have. You can place the petition under the candle. It is always good to speak something to the spirits also.

16. Place your water and other offerings around the candle on top of the white cloth.

17. Light your candle. Speaking your petition is optional. If you decide to do so, call on Damballah Wedo by saying "I invoke the LWA (**pronounced "La-Wah"**) spirit of Damballah Wedo". Then speak to him your petition like you are speaking to a friend. **REMEMBER: Do not have any ancestors' altars lit or light him on your ancestors altar. He is a pure spirit and does not like to be celebrated with the dead.**

18. There is no dismissal other than saying thank you. Try to keep the candle burning as long as possible, or at least 6 hours.

19. Discarding the candle once it is complete is not necessary. I recommend cleaning and keeping the glass container, this is ok since it carries Damballah Wedo's veve (symbol) it can be used to keep an altar for him. Keep the larger offering for later use. If you choose to keep the altar up, discard all food items once candle is complete, but keep all water. Smaller offerings can be placed in the glass jar and placed at a crossroad.



WANT TO LEARN MORE ABOUT CONJURE FROM LALA?

Visit theconjure.com/courses

The Conjure

BY LALA INUTI AHARI

FOR MORE INFORMATION PLEASE VISIT
www.theconjure.com



info@theconjure.com



[@conjuredhoodoo](https://www.instagram.com/conjuredhoodoo)